







Tail Wagging Transitions

**Reducing Stress and Finding Success
From Shelter to Home**

Presented by

**Katie Boucher
Norris Ark Training & Recovery Center**



Fluffy Feud Worksheet

FLUFFY FEUD RESULTS

Basic Principles

LEAST INVASIVE

MINIMALLY AVERSIVE

- The animal determines if a stimulus is valuable, neutral or aversive
- Use the lightest method and strength that gives a response.

Soft Voice >>> Normal Voice >>> Loud Voice >>> Stern Voice

- Never start with the strongest or harshest tools.
- Reduce strength incrementally as the animal learns.

Motivators

FOOD	TOYS	FUN	COMFORT

BRICKS

Training Modes

LURING

SHAPING

CAPTURING

MODELING

LURING	SHAPING	CAPTURING	MODELING

Controlling Difficulty

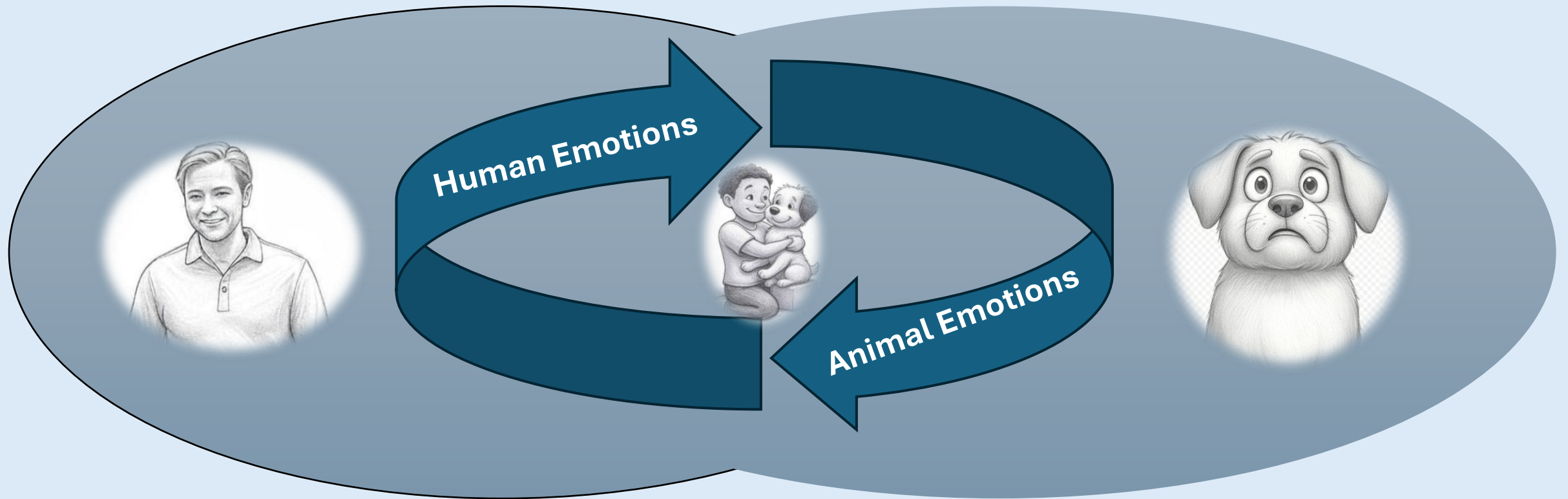
DISTANCE	DURATION	DISTRACTION

Banking Value



Emotional Transfer

Emotions Directly Affect Behaviors Directly Affect Emotions



Every Interaction Teaches Both Human & Animal

Shelter Stress



FEAR	ANXIETY	STRESS

FLUFFY FEUD RECAP

FLUFFY FEUD REMIX

Taking The Time It Takes

**Patience
+
Persistence
=
Perseverance**



**3
Days
Weeks
Months
4 Tries**

AUTO-TRAINERS



3 cups Dry Food
1 Can Wet Food
Fill 6 XL Kongs
Cap Large Hole with Peanut
Butter or Yogurt
Freeze

GAMES

SOCIAL PLAY

IMPULSE CONTROL

COME-N-SIT

BEHAVIOR SOLUTIONS

RESOURCES

**Norris Ark Training & Recovery Center
(406) 946-2825 PO Box 2865 Norris, MT 59745
katie.norrisark@gmail.com**

The Dunbar Academy

www.dunbaracademy.com

Susan Garrett

Crate Games DVD, Shaping Success

Jean Donaldson

**“Fight!” (Aggression)
“Mine!” (Resource Guarding)**

Sue Ailsby

**Training Levels Steps To Success
V1, V2**